



Preschool Lesson



Lesson 5: Who Am I Trying To Please?



Whatchagaddaknow:

"I'm Gonna Please God, Not Please People!"



Power Verse:

"Am I now trying to win the approval of human beings, or of God?"

- Galatians 1:10a (NIV)

Before the Lesson

- * Collect the items for the activities you plan to use, referring to the Classroom Supplies and Lesson Manual Supplies listed in the chart.
- * Pray for your students and for God's direction in teaching the class.

This Lesson at a Glance

Activity	Classroom Supplies	Lesson Manual Supplies
Bible Story – This week, the kids will learn from the story of Shadrach, Meshach, & Abednego standing up for God (Daniel 3).		Bible Story Pictures (pg. 6-12)
Hands-On-Learning – The kids will learn that they should live to please God, not people!	Ball for playing catch, helper prepped ahead of time	
Craft Option #1 – Bible Story Coloring Page	Crayons or markers	Bible Story Coloring Page Print Piece (pg. 13)
Craft Option #2 - Firey Furnace Craft	Crayons or markers, glue or tape, scissors	Firey Furnace Craft Print Piece (pg. 14-15)
Craft Option #3 – I'm Gonna Please God Coloring Page	Crayons or markers	I'm Gonna Please God Coloring Page Print Piece (pg. 16)



Bible Story

Supplies Needed: Bible Story Pictures (provided on pg. 6-12)

Teacher Instruction: Before class begins, print the Bible Story Pictures. Have the children gathered around so they can see the pictures.

Say- There was a king named Nebuchadnezzar. Let's call him King Nezzy. Say that with me: King Nezzy! (Say the name aloud with the kids)

Say- King Nezzy decided to build a 90-foot, gold statue of himself and force everyone to worship it. (show pic) When the trumpets blasted, the people were supposed to bow in worship.

Say- If anyone did not bow and worship it, they would be thrown into a furnace of fire. Oh no! (show pic)

Say- The time came, the trumpets blew, and everyone in the kingdom bowed down and worshiped the statue. Well, almost everyone. There were three people who chose NOT to bow down and worship the statue: Shadrach, Meshach, and Abednego.

Say- They knew that God wants us to worship only Him. They chose to please God instead of choosing to please the king. When the king heard that Shadrach, Meshach, and Abednego refused to bow down, he was so angry! (show pic)

Say- King Nezzy said, "Don't you realize what is going to happen to you?" Shadrach, Meshach, and Abednego responded, (show pic) "Even if God does not save us, we will not bow!" Angry King Nezzy said, (show pic) "Throw them into the blazing furnace!" Uh oh!

Say- And that is exactly what happened. The soldiers threw them into the fire. (show pic) The fire was so hot that it instantly killed the soldiers who threw them in.

Say- Shadrach, Meshach, and Abednego were now in the fire. But then something happened. One of the king's officials said, "Hey! Didn't we throw three men into the fire? I am looking in the furnace, and there are not three men but FOUR men." (show pic)

Say- "They are walking around in there like there's nothing wrong. The fourth one looks just like the Son of God."

Say- King Nezzy called for Shadrach, Meshach, and Abednego to leave the fiery furnace. They were safe, and they didn't even smell like smoke. God had BLESSED them with total protection. (show pic)

Say- The king was so impressed; he dressed them in robes and made them royal officials. WOW! What an EPIC ending to that story! When you choose to please God, He will take care of you!

Pray



Hands-On Learning

Supplies Needed: Ball for playing catch; helper prepped ahead of time

Teacher Instruction: Before class begins, gather classroom materials. Have the children gathered around so they can see any illustration materials.

Say- Today we're going to talk about something very important: pleasing God! Can you say that with me?
“Pleasing God!” Great job!

Say- Sometimes people want us to do things to make them happy, but those things aren't always what God wants. And guess what? People change their minds a lot! One day they like something, and the next day they don't. That makes it really hard to always make people happy.

Say- Trying to please people and always make them happy can be like trying to hit a moving target! Let's show you what I mean. I have a helper who is going to play catch with me. Let's play!

-Signal the helper to get in place and begin the illustration. The helper should move around as you try to toss the ball to them, missing it every time because they won't stop moving-

Ask- This is NOT going well. Why is this game not working?

-Allow time for response-

Say- It was hard because the target kept moving! That's just like trying to make people happy all the time—it keeps changing! But God isn't like that. He stays the same. He always wants what is right and best. When we choose to please God instead of people, it's like aiming at a target that never moves—we know where to aim every time.

-Toss the ball to the helper who is now standing still and can catch the ball-

Ask- Can anyone remember the three friends from our Bible story?

-Allow time for response-

Say- That's right: Shadrach, Meshach, and Abednego! King Nezzzy wanted them to bow down to a statue, but they said, “No!” They wanted to please God, not people. Even when it was hard—even when it meant going into a fiery furnace—they trusted God. And guess what? God kept them safe!

Ask- What are some ways you can please God?

-Encourage responses like sharing, praying, obeying your parents, telling the truth-

(Continued on next page)



Hands-On Learning *(Continued)*

Say- Those are wonderful ways to please God! Great job!

Say- Let's say it together: "I'm gonna please God, not please people!" *(Say the phrase aloud with the kids)*



Craft #1: Bible Story Coloring Page

Supplies Needed: Bible Story Coloring Page Print Piece (provided on pg. 13); Crayons or markers

Teacher Instruction: Before class begins, print the Bible Story Coloring Page Print Piece. Make sure you have enough for each kid to have one. Gather the classroom materials as well. Have the kids sit in an area that is appropriate for coloring.

How To Do Craft - Kids can color freely as they choose.



Craft #2: Firey Furnace Craft

Supplies Needed: Firey Furnace Craft Print Piece (provided on pg. 14-15); Crayons or Markers; Glue or Tape; Scissors

Teacher Instruction: Before class begins, print the Fiery Furnace Craft Print Pieces. Make sure you have enough craft pages for each kid to have one set. Gather the classroom materials as well. Have the kids sit in an area that is appropriate for crafting.

How To Do Craft - Allow the kids to decorate one Fiery Furnace craft. Cut out the flame and use glue or tape to attach the “tab” to the page, leaving the flame portion loose. This will allow the kids to lift the flame like a flap to reveal the men in the furnace, unharmed! As you help the kids with the craft, talk about how we should please God, not people!



Craft #3: I’m Gonna Please God Coloring Page

Supplies Needed: I’m Gonna Please God Coloring Page Print Piece (provided on pg. 16); Crayons or markers

Teacher Instruction: Before class begins, print the I’m Gonna Please God Coloring Page Print Pieces. Make sure you have enough for each kid to have one. Gather the classroom materials as well. Have the kids sit in an area that is appropriate for coloring.


How To Do Craft - Kids can color freely as they choose.




















**SHADRACH, MESHACH AND ABEDNEGO CHOSE
TO PLEASE GOD AND HE KEPT THEM SAFE!**



**JESUS WAS WITH SHADRACH,
MESHACH AND ABEDNEGO IN THE
FIRE AND KEPT THEM SAFE!**





I'M GONNA PLEASE GOD, NOT PLEASE PEOPLE!